

ShakeoutPro™

Save time, money
and effort with
our mobile
shakeout and
staging app.

Just download your
BIM 3D modeled project,
scan the parts,
review and stage.
It's that simple.

iOS and Android Compatible



ShakeoutPro™ Delivers.

The easy-to-use, robust application is specifically designed to help you save time unloading and staging steel at the job site.

And it only takes a matter of minutes to become proficient with the app.

Just download ShakeoutPro™ on your smart device to get started.

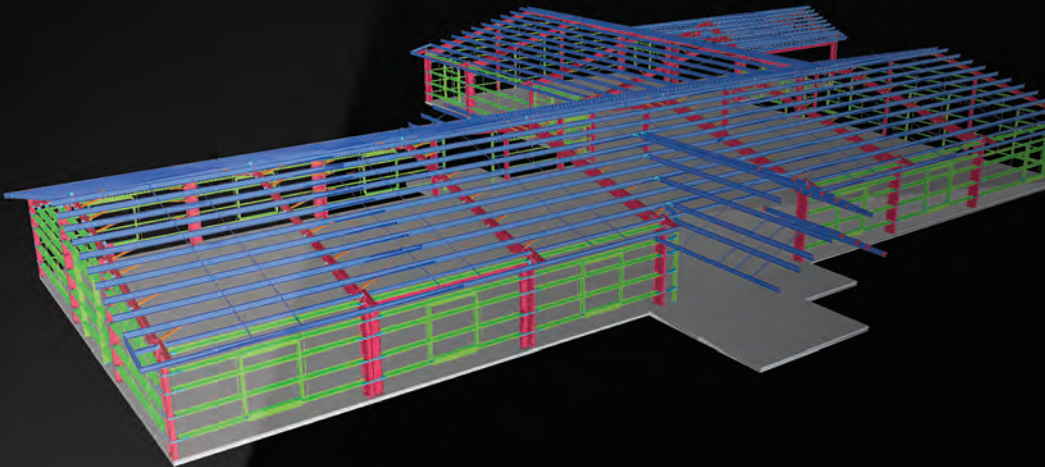


iPad

4:07 PM



ShakeoutPro - T16S0434A



Shipment

- 1
 - 2
 - 3
- Selection



Search by Envi Part Number

3D BIM MODEL | A rotatable/scalable 3D model of your project supplied by NBS is ready to be rendered to your device screen. View your project on-screen before unloading it on-site.


ShakeoutPro™ Simplifies.

**Just scan the parts with
your smart device camera
to get started.**

Point, click and capture the barcode with your device's camera, and the part will instantly be highlighted in the Tekla 3D BIM Model – showing you exactly where the product fits within the project. Then you can determine where to stage the parts for maximum efficiency.

BIM makes it possible.

The BIM 3D modeling process makes it easy for you to digitally navigate and manage your project on-screen – from scanning and reviewing to unloading and staging.



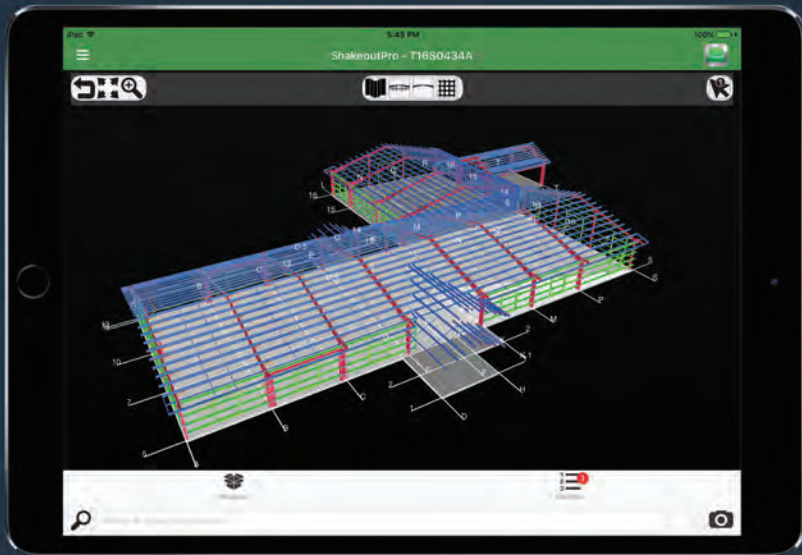


SCAN PART | The scanned part is instantly highlighted in your project model. You can scale, rotate and turn off and on layers to best view the part and determine where to stage it.

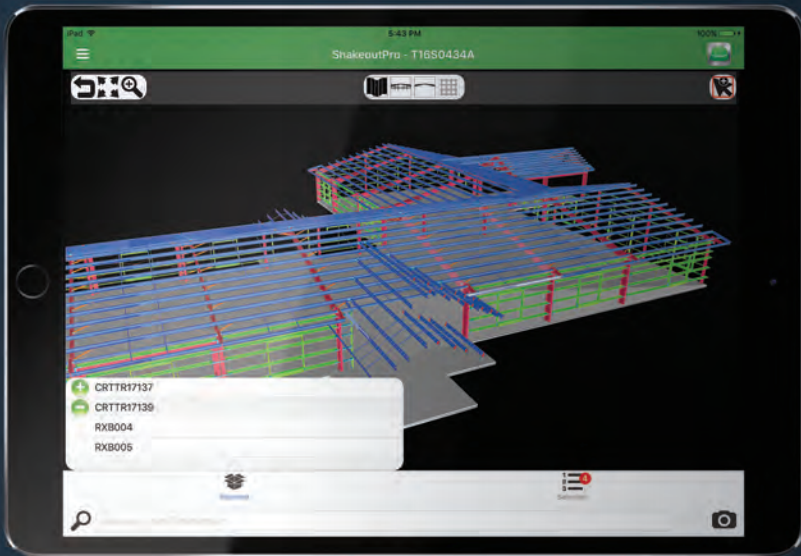
ShakeoutPro™ Performs.

ShakeoutPro's robust features can track and catalog parts so you always know which part has been unloaded, staged or assembled.


The powerful features available within ShakeoutPro™ allow you to easily manage and track information through every phase of the project.



BUILDING GRIDLINES | Gridlines are displayed as an overlay with the 3D building model, providing a method of orientation and direction on-screen. These allow you to quickly orient yourself with the building layout and easily identify where your parts need to be placed.



SHIPMENT TRAY | Quickly view the contents of your truck, crate or bundle in the shipment tray, project-wide or part-specific. Tapping the part in the shipment tray will add it to your selection tray.



STATUS MODE | Color code each part to tag status as received, staged, installed, missing, damaged or unused. Statuses are uploaded automatically when connected to the Internet.

ShakeoutPro™ is straight

A quick overview of the features & controls

3D Model of Your Project

View Controls





Model View Gestures

- Single-finger pan
- Two-finger rotate
- Pinch/push zoom

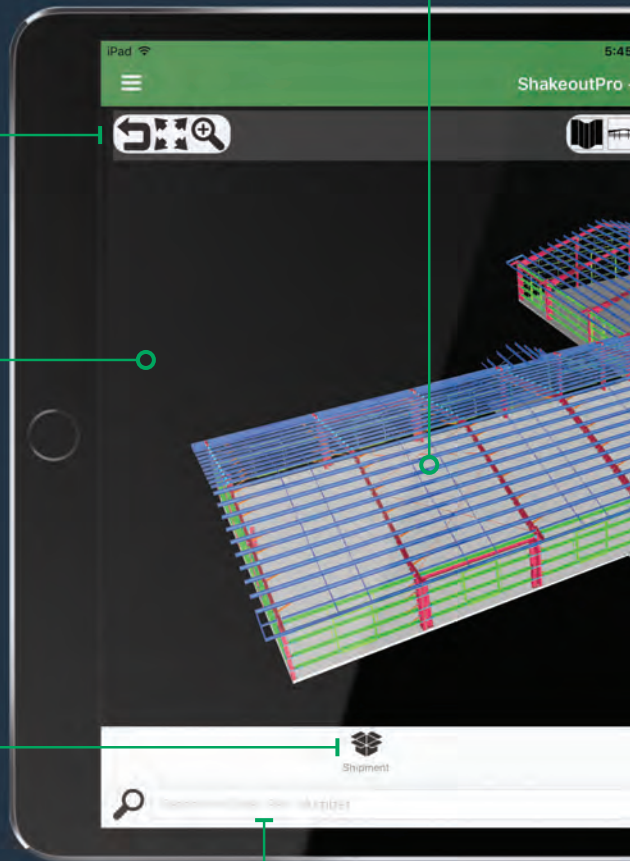
Shipment Tray

Review truck, crate or bundle contents



Part Search

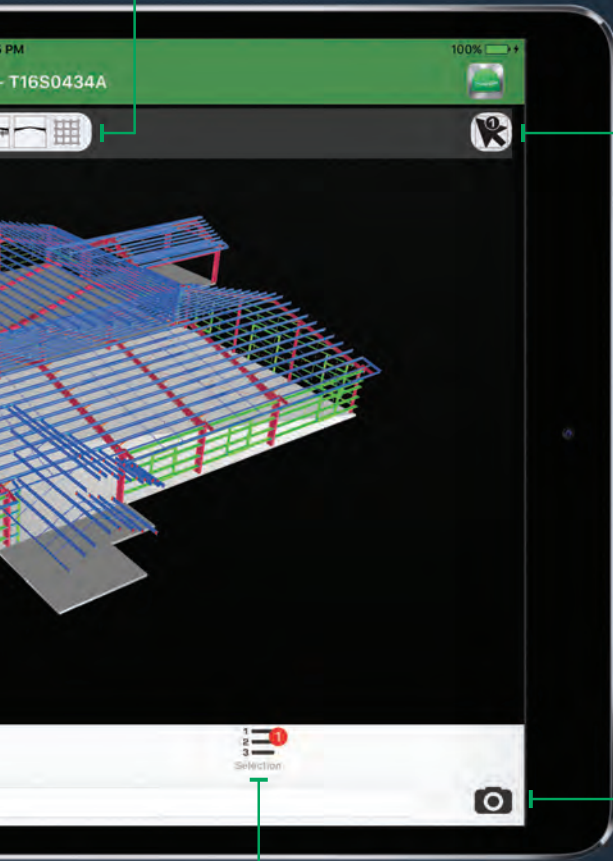
Manually search part by number



ntforward.

Layer Visibility Controls

Control which layers of the project you see



Selection Mode

Tap between single or multiple parts

Scan

Capture barcode with device camera to identify part

Selection Tray

- Selected parts list
- Visibility control
- Part weights

ShakeoutPro™ is lauded.

“We could save 2-3 days’
labor with a tool like this.”

“They would walk clear
across the job site to seek
me (the iPad) out rather
than pick up the drawings
right next to them.”

“It’s so easy to use. My guys
picked it up right away, with
no prior experience working
on metal buildings.”

ShakeoutProTM is primed.

**It's here, ready to help you save
time, money and manpower –
all while making your projects
more efficient and profitable.**

Contact your representative
today to learn how ShakeoutPro™
can make your next project a success.

<http://www.nucorbuildingsystems.com/shakeoutpro>



WWW.NUCORBUILDINGSYSTEMS.COM



INDIANA

305 Industrial Parkway
Waterloo, IN 46793
(260) 837-7891

SOUTH CAROLINA

200 Whetstone Road
Swansea, SC 29160
(803) 568-2100

TEXAS

600 Apache Trail
Terrell, TX 75160
(972) 524-5407

UTAH

1050 N. Watery Lane
Brigham City, UT 84302
(435) 919-3100